


# Junction Boxes & Ceiling Accessories

Including the award winning downlighter junction box, maintenance free junction box and traditional junction boxes.

Also includes our safety lampholders and pendants. Designed to make life easier for you. When the lamp is removed from the lamp holder body the power is automatically disconnected at the contacts; ensuring that there is no risk of access to live parts.




Downlighter Junction Box	8.6
Maintenance Free Junction Box	8.6
Traditional Junction Boxes	8.7
Safety Lampholders	8.8
Safety Pendant Sets	8.9
Ceiling Accessories	8.10

# Downlighter Junction Box

Recognising that junction boxes are used to supply the connection between fixed wiring and downlighters, we have developed a new type of junction box that will help contractors meet the needs of the regulations.

The J501 is torpedo shaped to fit through a 58mm diameter hole in the ceiling. All the cables are securely clamped and they exit from either end of the junction box. This is in contrast to other junction boxes where the cables are generally not clamped and often exit at different angles making it hard to push or pull them through the hole without risking damage or loosening the connections.




A loose or disconnected cable is a hidden danger with junction boxes. With Part P and an increasing drive for safety, such products have come under close inspection and clearly the industry has had to come up with new and improved solutions.

Wiring is fast and simple. The J501 fits comfortably in the hand and the cables can be clamped for easier connection. Cabling space is maximised with all the terminals arranged on one side and the upper wall on the lid hinges through 360° for unrestricted access.

For wiring, the three plate terminal style in the box is logical and easy to use and separate terminals for flexible cords and twin and CPC cables help prevent damage to smaller flexible conductors.

During installation all the cables are securely clamped, so there is no strain placed on the terminal connections and no risk of exposed unsheathed conductors. The cable clamps can be reversed to allow either single or double cable entry, which allows up to four flat and one flexible cable to be terminated.



## Like no other

- 1 **Electrical Industry Awards Winner 2008**  
Most Innovative Residential Domestic Product of the Year.
- 2 **Cable clamps**  
Cable clamps prevent strain on terminations & prevent exposed unsheathed conductors.
- 3 **Terminals**  
Three plate terminal style is logical and with the convenient markings, easy to follow.



## The plus:




**Designed for ease of wiring**  
With the lid flipped over and the J501 held in your hand it really is easy to wire.




**Compact size**  
The J501 easily fits into a standard 58mm cut out for a downlighter.

# Maintenance Free Junction Box

The Maintenance Free junction box provides a secure and maintenance free means of connecting fixed wiring in any indoor application, whether it be under floor situations, between ground and first floor in houses, or where jointing of cables is used to aid rewiring.


BS 7671 (Wiring Regulations) recognises equipment complying with an appropriate British Standard without further qualification. Therefore, a junction box marked  is identified as a maintenance free accessory, which does not require further inspection, testing or maintenance after installation in a circuit.



The terminals accept and secure solid, stranded or flexible conductors from 0.5mm<sup>2</sup> to 4mm<sup>2</sup>. Twin and CPC and flexible cords can all be mixed. You then secure the cage clamp terminal using a screwdriver or finger to push down on the push button.

The Maintenance Free junction box is ideal for use in residential and commercial buildings, refurbishments and re-wires, power and lighting circuits and circuits wired in sheathed cables.

The Maintenance Free junction box is unrivalled in today's market. No other junction box provides as many features that allow Contractors to comply with the latest wiring regulations.



## Fit & forget

- 1 Screwless terminations**  
Tests on these terminals include long-term vibration, shock test, long term connection test, pull out, voltage drop, temperature rise and exposure to corrosive atmospheres
- 2 Cable clamps**  
Cable clamps prevent strain on terminations and prevent exposed unsheathed conductors.
- 3 Mixed cables**  
Use of mixed cable types, T&CPC and flexible cords can be mixed.



## The plus:



### Breakout

The simple breakouts on the base and lid allow you to select your cable entry points.



### Choice

A choice of either a 4 way 20 Amp junction box suitable for lighting or a 3 way 32Amp power junction box.

- Complies with BS EN 60670-22.
- Fits through a 58mm diameter hole.
- Cable clamps to prevent strain on terminations.
- 3 plate terminal style with captive terminal screws.
- Separate terminals for flexible cords.
- Junction box selection chart see page 8.11.

17<sup>th</sup> Edition Compliant

## Downlighter Junction Box

Junction box complete with incoming and outgoing cable clamps. Three plate terminals with separate terminals for flexible cords.

Rating In	Dimensions h x w x d (mm)	Terminal capacity (mm <sup>2</sup> )	Pack qty.	Cat Ref.
16 Amp	122 x 53 x 27	3 x 3 x 1.5mm <sup>2</sup> 1 x 2 x 1.5mm <sup>2</sup>	10	<b>J501</b>



J501

# Maintenance Free Junction Boxes

- Comply with BS EN 60670-22.
- Suitable for use in 'inaccessible' areas.
- Spring fit terminals do not relax over time.
- Four separate cable terminations per connector.
- Junction box selection chart see page 8.11.

17<sup>th</sup> Edition Compliant

## Maintenance Junction Box

Junction box complete with incoming and outgoing cable clamps. Four plate terminals with separate terminals for flexible cords.

Rating In	Dimensions h x w x d (mm)	Terminal capacity (mm <sup>2</sup> )	Pack qty.	Cat Ref.
32 Amp - 3 Terminals (Power)	140 x 65 x 30	3 x 4 x (0.5-4.0)	10	<b>J803</b>
20 Amp - 4 Terminals (Power)	140 x 65 x 30	4 x 4 x (0.5-4.0)	10	<b>J804</b>



J804

- Complies with BS EN 60670-22.
- Slot terminals are ideal for taking spurs off uncut ring or loop circuit cables.
- Solid machined brass terminals.
- Junction box covers secured by single centre screws (apart from J701 which has two screws).
- J701 and J701/TB junction / adaptable box will accept 16mm x 16mm and /or 16mm x 25mm mini-trunking.
- Junction box selection chart see page 8.11.

## Knockout Slot Terminal Junction Box



J201

Description	Dimensions dia x h (mm)	Fixing centres (mm)	Terminal capacity (mm <sup>2</sup> )	Pack qty.	Cat ref.
20 Amp, 4 Terminal, Brown	59 x 25	50.8	3 x 1.5	10	<b>J201</b>

## Selective Entry Slot Terminal Junction Boxes



J601

Description	Dimensions dia x h (mm)	Fixing centres (mm)	Terminal capacity (mm <sup>2</sup> )	Pack qty.	Cat ref.
20 Amp, 4 Terminal, Brown	79 x 26	50.8	3 x 1.5	10	<b>J301</b>
30 Amp, 3 Terminal, Brown	89 x 32	50.8	4 x 2.5	10	<b>J401</b>
20 Amp, 6 Terminal, Brown	89 x 26	50.8	3 x 1.5	10	<b>J601</b>

## Junction / Adaptable Box



J701/TB

Description	Dimensions h x w x d (mm)	Terminal capacity (mm <sup>2</sup> )	Pack qty.	Cat ref.
No terminals	122 x 156 x 32	-	10	<b>J701</b>
With terminal block, cable ties, and related wiring card	122 x 156 x 32	4 x 1.5	10	<b>J701/TB</b>

- Complies with BS EN 7895.
- T2 = heat resistance rating (210°C).
- Automatically disconnect power at the contacts when the lamp is removed.
- 50.8mm fixing centres for non-access versions. Use with mounting blocks MB326E/MT.
- Solid brass plungers and copper plated steel springs maintain plunger pressure throughout their long life.
- Body angle of angled battens set at 30°.
- Access lampholders have integral RL624 ceiling rose base and heat resisting PVC tails.
- All pendants incorporate automatic cord grips and sleeve caps for ease of flexible cord stripping.

## Bayonet Cap Cord Grip Lampholders



SEL212

Description	Pack qty.	Cat ref.
Safety Cord Grip Lampholders - Short Skirt	20	<b>SEL212</b>
Safety Cord Grip Lampholders - Home Office Shield	20	<b>SEL214</b>

## Straight BC Batten Lampholder



SEL354

Description	Pack qty.	Cat ref.
Three Terminal - Home Office Shield	20	<b>SEL354</b>

## Access BC Batten Lampholder



SEL96T

Description	Pack qty.	Cat ref.
Straight 2 Terminal Body, 3 Terminal and Earth Base - Home Office Shield	10	<b>SEL96T</b>
Angled 2 Terminal Body, 3 Terminal and Earth Base - Home Office Shield	10	<b>SEL106T</b>

- Pendant set complies with BS EN 60598-1.
- Capacity of each terminal: 3 x 1.00mm<sup>2</sup> conductor
- Common base with 'access' batten lampholders.
- Barriers between terminals.
- Flexible pendant cord restraining hooks.
- Fixing centres 50.8mm.
- Feet on base to aid mounting on uneven surfaces.
- 3 separate knockouts accept 1, 2 or 3 x 1.5mm<sup>2</sup> conductors.
- Optional halo RL602 (see page 8.10).

## Pendant Sets with Access Ceiling Rose



624SEL212/6

Description	Pack qty.	Cat ref.
Safety Pendant Set 6" - Short Skirt	10	<b>624SEL212/6</b>
Safety Pendant Set 9" - Short Skirt	10	<b>624SEL212/9</b>
Safety Pendant Set 12" - Short Skirt	10	<b>624SEL212/12</b>
Safety Shield Pendant Set 6" - Home Office Shield	10	<b>624SEL214/6</b>

## Super Access Terminal Bank Type Ceiling Rose

Description	Dimensions dia x h (mm)	Pack qty.	Cat ref.
3 Terminals	81 diameter x 26 (halo = 108mm diameter)	10	<b>RL624</b>

## Low Energy Pendant



LEL212/6

Description	Pack qty.	Cat ref.
Low Energy Pendant	1	<b>LEL212/6</b>

- Capacity of earth terminal for mounting blocks:  
3 x 1.5mm<sup>2</sup> cables
- Cable knockout entries:  
**MB326E/MT** - centrally in base. 4 on periphery will accept 16mm x 16mm or 16mm x 25mm mini trunking.

## Mounting Blocks



MB326E/MT

Description	Dimensions dia x h (mm)	Pack qty.	Cat ref.
Round Mounting Box with Earth Terminal	81 x 19	20	<b>MB326E/MT</b>
Round Surface Box 30mm Deep	84 x 30	10	<b>MB2</b>

## Lampholder Skirts (Home Office Shield and Shade Ring)

Suitable for use with any lampholder or batten lampholder

Description	Pack qty.	Cat ref.
Short Skirts	50	<b>HAL70</b>
Home Office Shield	50	<b>HAL72</b>

## Halo



RL602

Description	Pack qty.	Cat ref.
Halo (108mm Diameter)	20	<b>RL602</b>



Is the location accessible

NO

Maintenance free terminals required



Is there a suitable fixing position

NO

Cable clamping recommended



Traditional Junction Boxes are acceptable

YES

Description	N° of Terminals	Terminal Rating	Reference	Benefits / Considerations
Downlighter Junction Box	3 x 3 x 1.5mm <sup>2</sup> 1 x 2 x 1.5mm <sup>2</sup>	16A	<b>J501</b>	Provided with cable clamps and separate terminals for flex
Maintenance Free Junction Box	3 x 4 x (0.5-4.0mm <sup>2</sup> )	32A	<b>J803</b>	Suitable for use in inaccessible locations
	4 x 4 x (0.5 - 4.0mm <sup>2</sup> )	20A	<b>J804</b>	
Traditional Junction Boxes	4	20A	<b>J201</b>	Acceptable for locations which are accessible
	4	20A	<b>J301</b>	
	3	30A	<b>J401</b>	
	6	20A	<b>J601</b>	