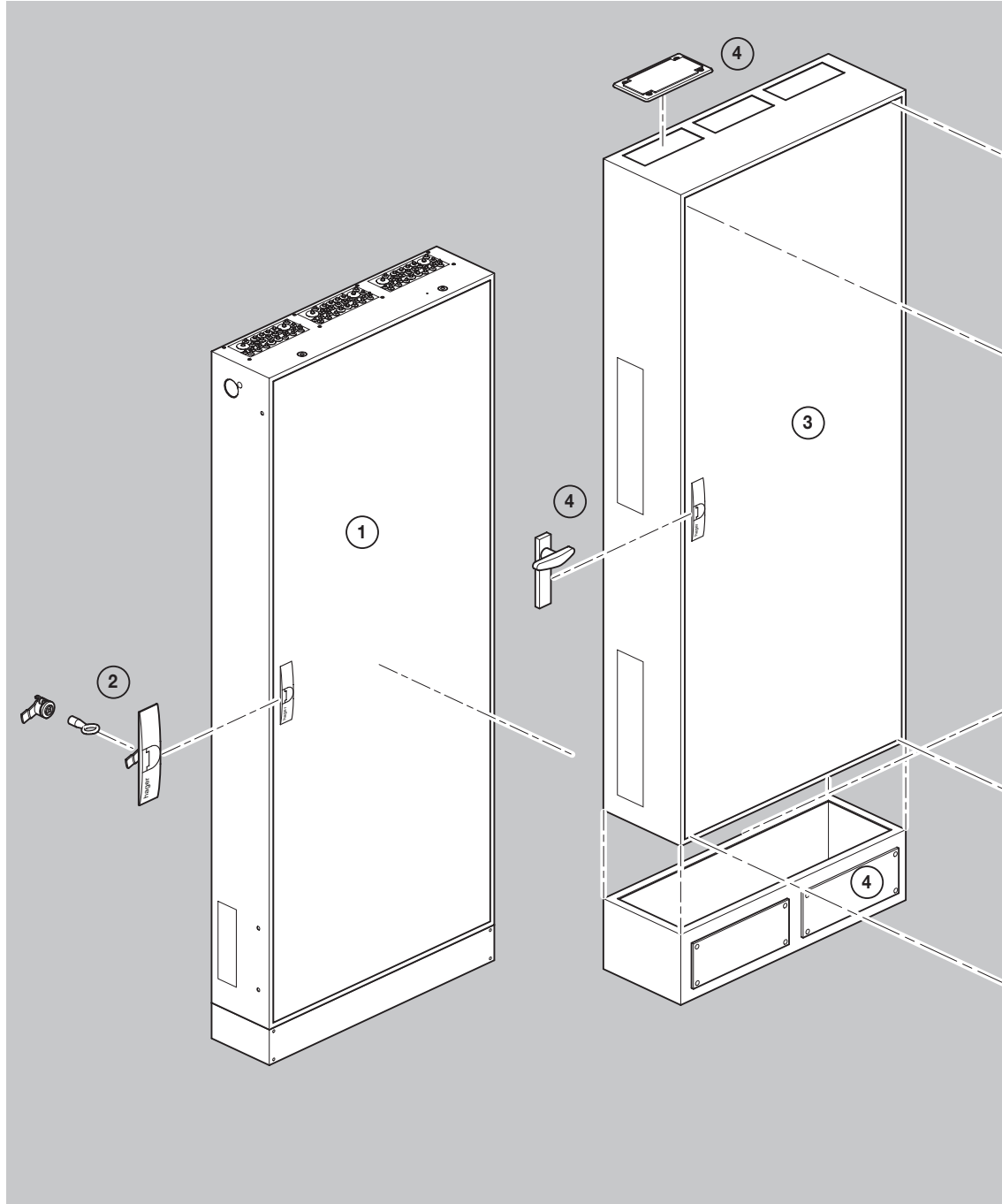


With a modular capacity of up to 576 spaces the univers floor standing cabinets are ideal for use in complex electrical installations.


And even more space is available in the IP54 variants - up to 720 modular device spaces. Large projects can easily be carried out in the domestic or commercial sectors.

Easy to see through: doors can be plain or transparent, in a total of 8 different sizes.



Standard Colours

IP43 Cabinets



RAL 9010 pure white

IP54 Cabinets



RAL 7032 pebble grey

IP43 Floor Standing Cabinets +



Suitable for devices up to 400A. Protection Class I and II for installation of interior fitting system univers N. Colour RAL 9010

IP54 Floor Standing Cabinets +



Suitable for devices up to 630A. Protection Class I and II for installation of interior fitting system univers N. Colour RAL7032

Modular interior fitting

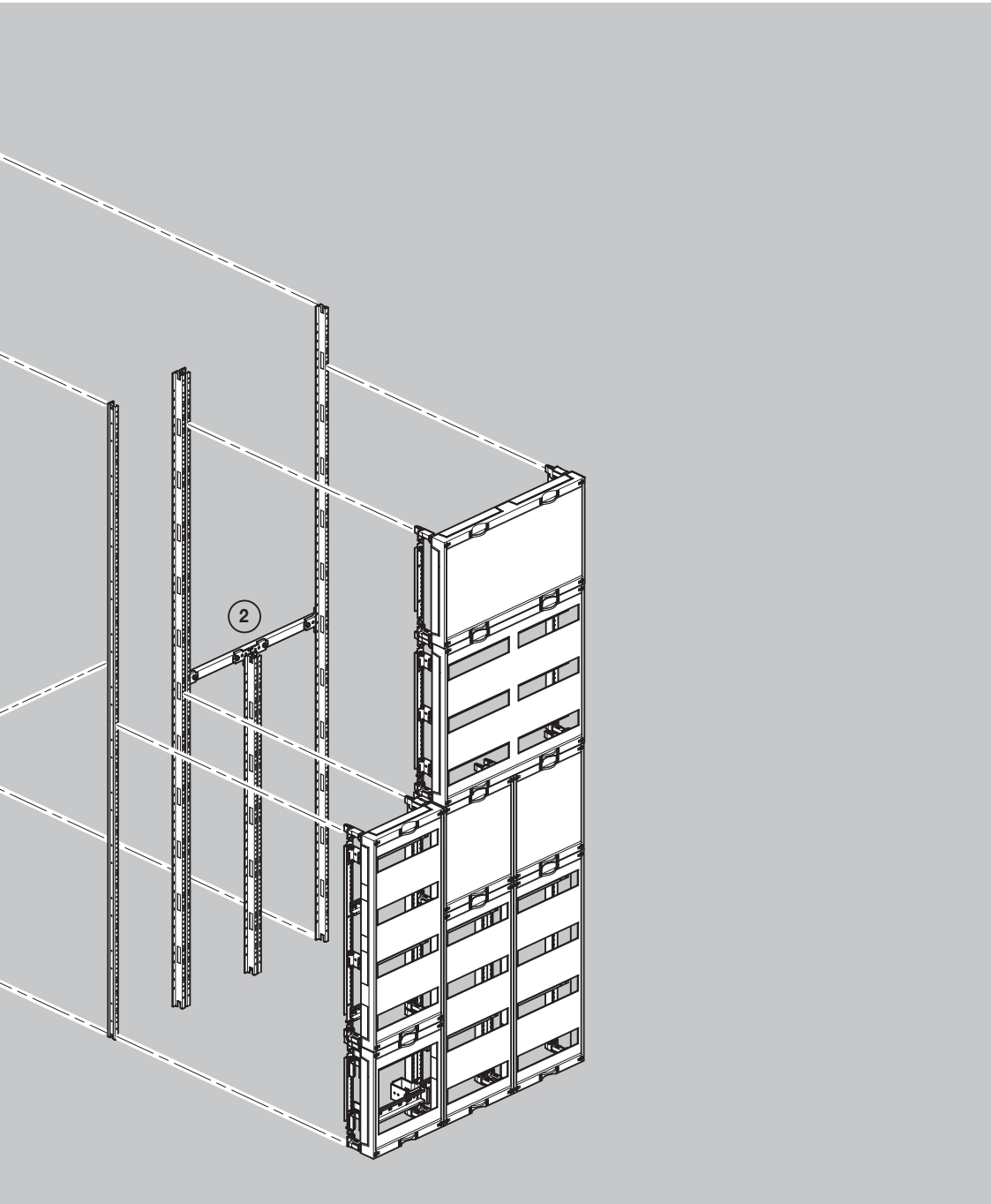


Modular univers N interior fitting system with individual parts for the different units

Cable connection boxes



Easy entry feeds through cable connection boxes on every side possible.



univers floor standing cabinets

① Floor standing cabinets IP43	196
② Accessories	198
③ Floor standing cabinets IP54	199
④ Accessories	201
Technical Data	206

Collective accessories



Common accessories i.e. interior fitting system makes ordering and planning easier

Various locks



Particular locks can be fitted at any time after initial installation

Labelling software



Automated labelling strips with "Semilog" software

Planning support



Easy planning and calculating tools for low voltage units with "Elcom" planning software.

Cabinet type		Floor standing cabinet												
IP Rating		IP 43					IP 54							
Protection Class		I ⊥		II ⊞			I ⊥		II ⊞		I ⊥			
Depth mm		205		275	275	275	275	350	350	350	350			
RAL Colour		9010		7032	7032	7032	7032	7032	7032	7032	7032			
with cable entries		top		top FZ402										
Height	Width	Pack Quantity	Plinth 100mm, pre-assembled			with transparent door		with transparent door		with transparent door		with transparent door		
			1850 / 1950*		300	144	FP21T		FA21S		FA22H		FA22V	
					550	288	FP22T		FA22S	FA22L	FA22E	FA22K	FA22U	FA22G
					800	432	FP23T		FA23S	FA23L	FA23E	FA23K	FA23H	FA23U
					1050	576	FP24T		FA24S	FA24L	FA24E	FA24K	FA24H	FA24U
		1300	720			FA25S	FA25L	FA25E	FA25K	FA25H	FA25U			
										FA25G	FA25V			

IP 43 Univers enclosures Characteristics

IP 43 steel enclosures.

Protection class:
- IP degree

IP 43 according to EN 60529

IK 09 according to EN 50102

Nominal insulated voltage

Ui: 660 V.

Suitable for devices up to 400A
also available in IP54 depending
on application, please consult us

Enclosure IP 43 is made of a
an enclosure body with 1 or 2
doors, out of steel sheet 10/10^e,
epoxy coating colour RAL 9010.

Enclosures IP43 are delivered
with:

- 1 door for enclosures width 300 and 550 mm,
- 2 doors for enclosures width 800 and 1050 mm,
- pre-mounted nut-clips (4 per span) for the fixing of the separately delivered uprights

- 1 flexible diagram holder with 1 sheet,
- 1 contractor label and 1 mounting instruction.

- choice of equipment, see page 196
- kits see page 212
- wiring accessories, see page 231
- locks and support bases, see page 173

- for dimensions and mounting, see page 206

IP43 Enclosure

adjustable hinges

flexible cable entry plate
(1 per span in top and bottom parts) fixed and cuttable

contractor label

flexible adhesive diagram holder,
for documents A4 format

1 span
(width 250 mm)


nut clips for fixing of uprights

secondary door width 1 span,
removable and reversible,
completely clear opening

end-blocks of insulated material, with
rear cable entries









main door width 2 rows,
removable and reversible

closing by lock bolt 3 points for enclosures 3 and 4 spans and the enclosures height 1400mm; bolt with folding button for all the others; for key locks




rapid fixing of uprights with screws and nut clips

lug for disassembly of the door

	<i>Description</i>	<i>Details</i>	<i>Pack Quantity</i>	<i>Cat. ref.</i>
 FZ794	Document Holder A4, plastic	see through, self adhesive	10	FZ794
 FZ707	Document holder A4 for IP43 Cabinet, metal	with fixing screws for cabinet door (only for cabinets height 800-1400mm, from width 550mm)	1	FZ707
 FZ443	Cable shunting canal for cabinets depth 205mm RAL Colour 9010 (pure white)	for cabinet width		
		300 mm	1	FZ441
		550 mm	1	FZ442
		800 mm	1	FZ443
		1050 mm	1	FZ444
		1300 mm	1	FZ445
	Spray paint to touch up paint damage	RAL 9010, 150 ml (pure white)	1	FZ792N
 FZ792N	Permanent marker to touch up paint damage	RAL 9010 (pure white)	100	FZ791N
 FZ791N				
	Cleaning agent	to clean up plastic surfaces	1	VZ404
 UZ010	Earthing bars	1-field	1	UZ010
		2-field	1	UZ020
 UZ009	Earthing straps	blank, 25mm ² with cable lugs M8 and M6. Length 300mm	1	UZ009
		blank, 25mm ² with cable lugs M8. Length 560mm	1	UZ012
 UZ012		up to 250A: 1 x 25mm ² blank. As standard in cabinet, except linking cabinets		
		up to 400A: 2 x 25mm ² blank, order 1 x UZ009 or UZ012		

Characteristics of enclosures IP 54 Univers

IP 54 Waterproof metal enclosures .

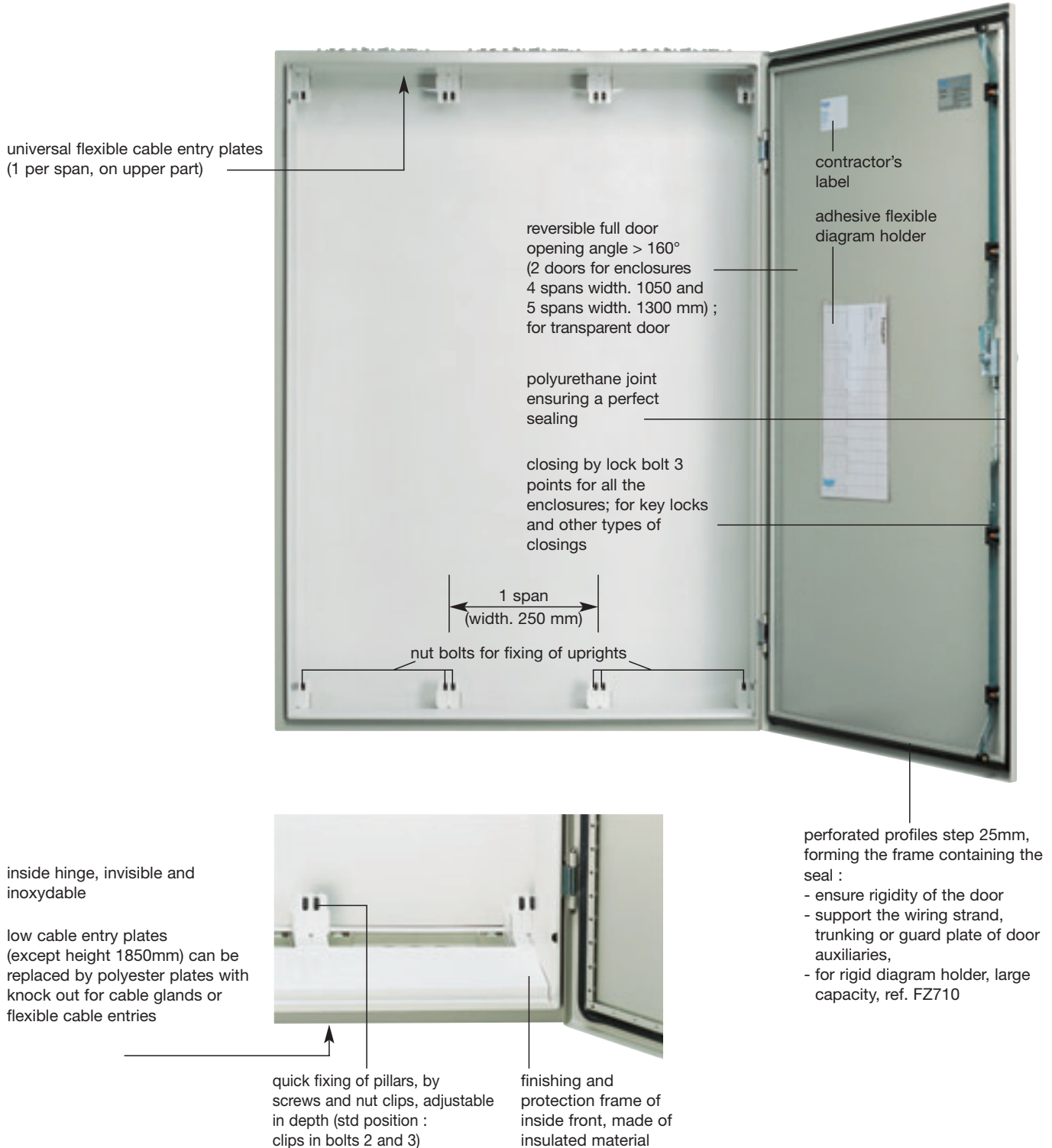
protection class :
 - IP degree
IP 54 according to EN 60529
IK 10 according to EN 50102
 - indirect contacts, class II 
 - climatic conditions:
 class T2 according to NF C 63-100 and CEI 68-2-10/11.
 Nominal insulation voltage
 U_i : 660 V.
IP 54 Enclosure is composed
 of enclosure with 1 or 2 doors,
 steel sheet 15/10^e,

electrocoated, epoxy coated,
 colour RAL 7032.

Enclosures IP54 are delivered with:

- 1 door for enclosures width 550 and 800 mm,
- 2 doors for enclosures width 1050 and 1300 mm,
- premounted nut-clips (4 per row) for the fixing of the pillars delivered separately
- 4 external mounting pads,
- flexible cable sheath plates (1 pair per row),

- 1 flexible diagram holder with 1 sheet, product list,
- 1 contractor label and 1 mounting instruction.
- choice of equipment, see page 200
- equipment units see page 212
- wiring accessories, see page 231
- external equipment, see page 203
- locks-plinths, see page 201
- for dimensions see page 208



















- Protection Class I ⚡ or II ⏚
- for devices up to 630A
- Interior spacing
- Depth 275 mm + 350 mm
- RAL Colour 7032 (pebble grey)
- Height 1850 mm
- cable entries top FZ402, bottom open
- Plinths in accessories
- Steel or transparent door
- To retain IP54 rating, bottom entry flanges must be fitted

Complies with Standard: VDE 0660 Teil 500, Teil 504 und 504/A1

further technical data can be found on page 208



FA24E

Description	Cabinet width	Modules	Pack Quantity	Cat. ref. Depth 275 mm	Cat. ref. Depth 350 mm
Protection Class I ⚡	 550 mm	288	1	FA22E	FA22G
	 800 mm	432	1	FA23E	FA23G
	 1050 mm	576	1	FA24E	FA24G
	 1300 mm	720	1	FA25E	FA25G
with transparent door	 550 mm	288	1	FA22K	FA22V
	 800 mm	432	1	FA23K	FA23V
	 1050 mm	576	1	FA24K	FA24V
	 1300 mm	720	1	FA25K	FA25V
Protection Class II ⏚	 300 mm	144	1	FA21S	
	 550 mm	288	1	FA22S	FA22H
	 800 mm	432	1	FA23S	FA23H
	 1050 mm	576	1	FA24S	FA24H
with transparent door	 550 mm	288	1	FA22L	FA22U
	 800 mm	432	1	FA23L	FA23U
	 1050 mm	576	1	FA24L	FA24U
	 1300 mm	720	1	FA25L	FA25U

**Uprights 1800mm
2 pieces**

UN12A

**Horizontal cable supports
for fitting the uprights**



UT11J

Protection Class I ⚡	550 mm	288	1	UT11E	UT11Q
	800 mm	432	1	UT11F	UT11R
	1050 mm	576	1	UT11J	UT11S
	1300 mm	720	1	UT11K	UT11T
Protection Class II ⏚	550 mm	288	1	UT11A	UT11L
	800 mm	432	1	UT11B	UT11M
	1050 mm	576	1	UT11C	UT11N
	1300 mm	720	1	UT11D	UT11P



FZ851




Protective cover strip
Floor cabinet FA... Depth 350mm. For protection against electric shock.

Protective cover extension












earthed
insulation protection





FZ851
FZ852








- Plinth for mounting under connection socket
- Connection sets delivered as standard
- RAL Colour 7032 (pebble grey)
- Protection Class I + II
- Plinth height 200mm, as stand-rail with cable support rails

	Description	Cabinet width	Pack Quantity	Cat. ref. Depth 275 mm	Cat. ref. Depth 350 mm
 <p>FZ632</p>	Plinth	300 mm	1	FZ631	
	Height 100 mm	550 mm	1	FZ632	FZ652
		800 mm	1	FZ633	FZ653
		1050 mm	1	FZ634	FZ654
		1300 mm	1	FZ635	FZ655
 <p>FZ642</p>	Plinth	300 mm	1	FZ641	
	Height 200 mm	550 mm	1	FZ642	FZ662
		800 mm	1	FZ643	FZ663
		1050 mm	1	FZ644	FZ664
		1300 mm	1	FZ645	FZ665
 <p>FZ781</p>	Cable supports for plinths	300 mm	1		FZ780
	Height 100 mm	550 mm	1		FZ781
		800 mm	1		FZ782
		1050 mm	1		FZ844
		1300 mm	1		FZ845
	Connection set	Cabinets next to each other	1		FZ721
		Plinths over each other	1		FZ714
 <p>FZ435</p>	Seal for cable entries	300 mm	1	FZ435	
	Depth 275 mm	550 mm	1	FZ436	
	to seal the bottom cable entries when mounting on plinth	800 mm	1	FZ437	
		1050 mm	1	FZ438	
		1300 mm	1	FZ439	

	<i>Description</i>	<i>Details</i>	<i>Pack Quantity</i>	<i>Cat. ref.</i>																				
 <p>UN08A</p>	<p>Uprights (2 pieces)</p>	<table border="1"> <thead> <tr> <th>Length</th> <th>Height</th> </tr> </thead> <tbody> <tr><td>300 mm</td><td></td></tr> <tr><td>450 mm for 500 mm</td><td></td></tr> <tr><td>600 mm for 650 mm</td><td></td></tr> <tr><td>750 mm for 800 mm</td><td></td></tr> <tr><td>900 mm for 950 mm</td><td></td></tr> <tr><td>1050 mm for 1100 mm</td><td></td></tr> <tr><td>1200 mm for 1250 mm</td><td></td></tr> <tr><td>1350 mm for 1400 mm</td><td></td></tr> <tr><td>1800 mm for 1850 mm</td><td></td></tr> </tbody> </table>	Length	Height	300 mm		450 mm for 500 mm		600 mm for 650 mm		750 mm for 800 mm		900 mm for 950 mm		1050 mm for 1100 mm		1200 mm for 1250 mm		1350 mm for 1400 mm		1800 mm for 1850 mm		<p>3 3 3 3 3 3 3 3 3</p>	<p>UN02A UN03A UN04A UN05A UN06A UN07A UN08A UN09A UN12A</p>
Length	Height																							
300 mm																								
450 mm for 500 mm																								
600 mm for 650 mm																								
750 mm for 800 mm																								
900 mm for 950 mm																								
1050 mm for 1100 mm																								
1200 mm for 1250 mm																								
1350 mm for 1400 mm																								
1800 mm for 1850 mm																								
 <p>UT12L</p>	<p>Rail carriers (2 pieces)</p>	<p>to connect 2 uprights</p>	<p>10</p>	<p>UT12L</p>																				
 <p>UT90G</p>	<p>Upright fitting 1 piece per upright order x 2</p> <p>double (spare part) built into cabinet</p>	<p>to fit uprights at different levels.</p> <p>to fit 2 uprights at same level</p>	<p>20 10</p>	<p>UT90G UT90J</p>																				
 <p>UT12PN</p>	<p>Cross Rails</p>	<p>2 field for cabinet width 550 mm 3 field for cabinet width 800 mm</p> 	<p>1 1</p>	<p>UT12PN UT12QN</p>																				
 <p>UZ014</p>	<p>Lowering kit to lower the cross rails, cable rails or U Rails</p>	<p>2-field 3-field</p>	<p>1 1</p>	<p>UZ014 UZ015</p>																				
 <p>UT90F</p>	<p>Coupling plate</p>	<p>to fit 2 vertical uprights, mounted on carrier rails or U rails</p>	<p>1</p>	<p>UT90F</p>																				
 <p>UT90L</p>	<p>Coupling plate, left bend</p>	<p>for use with kits on mounting plate</p>	<p>1</p>	<p>UT90L</p>																				
 <p>UT90R</p>	<p>Coupling plate, right bend</p>		<p>1</p>	<p>UT90R</p>																				

	Description	Details	Pack Quantity	Cat. ref.
	Plastic cable entry with insulation IP54, for top and bottom	without knockouts	5	FZ404
		with knockouts for fixings 15 x M20 or 13 x M20, 2 x M25	5	FZ406M
		with knockouts for fixings 8 x M25 or 6 x M25, 2 x M32	1	FZ407M
		with knockouts for fixings M25/32 M50/63 Knockouts for cable supports FZ413, FZ414, FZ415	1	FZ408M
	from the side	Universal entry flange	5	FZ402
		without knockouts	1	FZ447
	Cable entries, steel with insulation IP54, Protection Class I \perp from the side	for top and bottom without knockouts	1	FZ422
		without knockouts	5	FZ448
	Cable supports for entry flange FZ408M			
	round	for 1 cable 35 - 60 mm Ø	1	FZ413
	oval	for 1 cable 35 - 60 mm Ø	1	FZ414
	oval	for 2 cables 35 - 60 mm Ø	1	FZ415
	Ventilation cap for fitting in flange plate FZ408M	reduces IP Rating to IP2x	1	FZ417
	Cable bushing in metric specification, fitted in cable entries IP54 with knockouts for bushing	M20 for 6 - 13 mm Ø	1	FZ409M
		M25 for 9 - 17 mm Ø	1	FZ410M
		M32 for 13 - 21 mm Ø	1	FZ411M
		M40 for 14 - 29 mm Ø	1	FZ412M
	Sealing kit for IP54 cable entries	for sealing the bottom plastic cable entries (1 Set = 2 pieces)	20	FZ421

<i>Description</i>	<i>Details</i>	<i>Pack Quantity</i>	<i>Cat. ref.</i>	
 FZ503	Locks	Bolt insert as spare for standard handle		
		△7 mm Triangular	1	FZ502
		□ 7 mm Square	1	FZ503
		□ 8 mm Square	1	FZ529
		⊕3 mm Double bit	1	FZ501
 FZ530		T-Handle	1	FZ530
		T-Handle lockable, no. 1333	1	FZ531
 FZ532		Ratchet Handle	1	FZ532
		Ratchet Handle lockable, no. 1333	1	FZ533
		Pivoted lever handle for half cylinder 40mm	1	FZ534
 FZ535		Pivoted lever handle, sealable, for 40mm half cylinder (only)	1	FZ535
		Spare keys for lock no. 1333	1	FZ539

	<i>Description</i>	<i>Details</i>	<i>Pack Quantity</i>	<i>Cat. ref.</i>
 UZ009	Earthing bars	blank, 25mm ² with cable lugs M8 & M6 Length: 300mm	1	UZ009
 UZ012		blank, 25mm ² with cable lugs M8 Length: 560mm up to 250A: standardised in cabinet except linkable cabinets up to 400A: 2 x 25mm ² blank order 1 x UZ009 or UZ012 up to 630A: 3 x 25mm ² blank order 1 x UZ009 or UZ012	1	UZ012
 FZ794	Document holder A4, plastic	transparent, self adhesive	10	FZ794
		33 mm deep, self adhesive	1	FZ818
 FZ710	Document holder, metal	to be fitted into the door with fixing screws, 2 field	1	FZ710
 FZ443	Cable shunting canal for cabinet depth 275mm RAL Farbe 7035 (pebble grey)	for cabinet depth 300 mm 550 mm 800 mm 1050 mm 1300 mm	1 1 1 1 1	FZ351 FZ352 FZ353 FZ354 FZ355
 FZ793	Spray paint for touching up paint damage	RAL 7032, (pebble grey) 150 ml	1	FZ793
	Cleaning agent		1	VZ404
 UZ010	Earthing bars	1 field 2 field	1 1	UZ010 UZ020